



Name of the Teacher : K. Suryakala

Date : 20-12-2023

Name of the School : Z.P. High School, Tarikawada.

Class : VIIth

1. THE TEACHER

a) Manner Teacher prepared with appropriate manner.

b) Language

Teacher used simple language.

c) Discipline

Teacher focused on the attention of students towards the lesson.

2. THE PUPILS

a) Response of the pupils

Response of the pupil is good.

3. THE LESSON visayanagara Empire

Topic and Sub-Topic The topic of the visayanagara Empire are
Sri krishnadevaraya's varu.

(i) Objectives planned

objectives planned with clarity

(ii) Motivational Techniques

motivational techniques linked with past experience.

(iii) Language skills attempted

Good language skills - attempted (or)
Good language skills used.





(iv) Mode of presentation Rules of vijayanagara

- 1) Teaching points
1. The Teacher should be explanation of the lesson
 2. The teacher have patience of good

2) Method Followed

1. Lecture - cum - demonstration method.

3) Questioning (with example)

What are the Rulers of vijayanagara.

4) Treatment of answers

The famous vijaya nagara Empire is South india was founded in 1336 CE by the first Harihara Rayas and the first sukharaya brothers of the sungam dynasty with the encouragement of swamy

5) Teaching Learning material ^{vidyaranaya}
Appropriate, Teaching learning material used

6) Use of Blank Board

Black board used appropriately.

7) Recapitulation

Teacher used different type of questions according to the need of situation

1. Describe the development of trade and commerce under the Vijayanagar rulers.
2. write about the administration of Sri Krishna Deva Raya?
3. Asc Describe the literary services of Sri Krishna Deva Raya?





(v) General Impression (With Reasons)

1. Teacher Attention motivational Techniques are good
2. Teacher explanation and questioning skills are good
3. Diagnose students learning difficulties and taking Remedial measures are good.
4. Using Black board is Good.

Date :





Name of the Teacher : K. Surya kala

Date : 21-12-2023

Name of the School : Z.P. High School, Tartuwade.

Class : VIIth

1. THE TEACHER

a) Manner manner of Teacher was accurate.

b) Language

Teacher used understandable language.

c) Discipline

Teacher gave direct instructions to all the students to control the class.

2. THE PUPILS

a) Response of the pupils

Students gave appropriate answer.

3. THE LESSON kakatiya Kingdom.

Topic and Sub-Topic understand the history, culture, and heritage of the regional kingdom in kakatiya period

(i) Objectives planned

objectives planned with relevance to the content.

(ii) Motivational Techniques

motivational techniques linked between introduction and main parts

(iii) Language skills attempted

Good language skill attempted (01)

Good language skills used





(iv) Mode of presentation locate the historical places of the Kakatiya dynasty in the outline map of India

1) Teaching points

1. The teacher should be teach lessons.
2. Good teacher have patience.

2) Method Followed

Demonstration method

3) Questioning (with example)

1. Founder of the Kakatiya Dynasty was —
2. The Kakatiyas worshipped the mother goddess,

4) Treatment of answers

- 1A. Guridaya
- 2A. Kakati.

5) Teaching Learning material

Adequate Aides used

6) Use of Blank Board

showed the agenda of the lesson on the black board.

7) Recapitulation

Teacher structured students answers.

1. How did the Kakatiya emerge as independent rulers?
2. Explain about the Kakatiya Administration
3. Describe the Kakatiya art and architecture?






(v) General Impression (With Reasons)

1. using Black board is good
2. planned repetition is good
3. Giving Assessment is good.
4. Evaluations the student progress is good.

Date :





Name of the Teacher : K. Surya Kala

Date : 22-12-2023

Name of the School : Z.P. High School, Tarluwada.

Class : VIIth

1. THE TEACHER

a) Manner

Teacher like manner

b) Language

Teacher used meaningful language.

c) Discipline

Teacher used good monitoring skills to control the class.

2. THE PUPILS

a) Response of the pupils

students gave answer with peaddinewl.

3. THE LESSON Delhi sultemate

Topic and Sub-Topic Rulers of Delhi sultanate.

(i) Objectives planned

objective planned with adequasy & ryzesme to the domains

(ii) Motivational Techniques

used mind mapping techniques.

(iii) Language skills attempted

Good language skill attempted (or)
Good language skills used.





(iv) Mode of presentation explain the sources of history.

- 1) Teaching points
1. The teacher should be teach lesson.
 2. Good teacher have patience

2) Method Followed

Discussion methods used.

3) Questioning (with example)

periods in Indian History.

4) Treatment of answers

- Ancient History : up to 8th century C.E
- medieval History : 8th to 18th century C.E
- modern History : 18th century C.E onwards.

5) Teaching Learning material

Pictures, flash cards, three dimensioned aids, maps etc..

6) Use of Blank Board

wrote main words & questions on the black board.

7) Recapitulation

Teacher planned Repetition while Recapitulation -

1. write a brief note on administration of the Delhi sultanate
2. write about Iqta system.
3. explain the administrative failures of Muhammad - Bin - Tughlaq. ?






(v) General Impression (With Reasons)

1. planning of objectives are good.
2. Promoting pupils participation is good
3. Using Black board is Good
4. Teacher Attentive motivational Techniques are good.

Date :





Name of the Teacher : K. Swrya Kala

Date : 23-12-2023

Name of the School : Z.P. High School, Tarlawada

Class : VIIth

1. THE TEACHER

a) Manner

Teacher prepared the according to the Law of Readiness.

b) Language

Teacher used grammatically correct language

c) Discipline

Teacher used Aristotian discipline methods like praising to control the class.

2. THE PUPILS

a) Response of the pupils

Students answered with good pronunciation.

3. THE LESSON Forests.

Topic and Sub-Topic Social forestry and conservation of forests.

(i) Objectives planned

planned with levels of objectives, attainability in terms of pupil outcomes.

(ii) Motivational Techniques

used mind appropriate devices / techniques like questioning, example, exhibits etc.

(iii) Language skills attempted

Good language skills attempted (or)

Good language skills used.





(iv) Mode of presentation appreciate the role of forest in human life.

1) Teaching points

1. The teacher should teach student good lesson.
2. Good teacher have patience

2) Method Followed

Team Teaching method used.

3) Questioning (with example)

Tidal forests

4) Treatment of answers

Andhra Pradesh has a coastal line of 974 km. These forests exist along its coasting. ~~ex~~ Korangi region of east Godavari, upper panna, Bodduponna, urada, mada, Tella, mada, Patra gram here.

5) Teaching Learning material

Appropriate Teaching learning material used.

6) Use of Blank Board

Developed main content on the Black board

7) Recapitulation

Teacher planned Repetitive while Recapitulation.

1. mention the types of forest in india?
2. Explain in detail about the thorn forest in india?
3. describe brief about the evergreen forest?






(v) General Impression (With Reasons)

1. Evaluations the student progress is good
2. Planned Repetition is good
3. Using Black board is good.
4. marking the call is very good.

Date :





Name of the Teacher : K. Swya Kala

Date : 25-12-2023

Name of the School : Z.P. High School, Tarikuvada.

Class : VII

1. THE TEACHER

a) Manner, Teacher the preparedness of the teacher was accurate to the lesson.

b) Language

Teacher used project language

c) Discipline

Teacher used positive discipline manners

2. THE PUPILS

a) Response of the pupils

Students Responded with oral expressions

3. THE LESSON The universe and the earth

Topic and Sub-Topic understand the origin of the universe and the solar system.

(i) Objectives planned

knowledge, understanding, application and other objects planned

(ii) Motivational Techniques

Motivational techniques linked between introduction and main parts.

(iii) Language skills attempted

Good language skill attempted (or)

Good language skill used.





(iv) Mode of presentation appreciate the role of minerals in human life

1) Teaching points

1. The teacher should teach students a good lesson.
2. Good teacher have patience

2) Method Followed

Project method used

3) Questioning (with example)

what are the causes of water pollution?

4) Treatment of answers

The water gets polluted by various causes like different type of wastages as follows.

5) Teaching Learning material

Adequate aids used

6) Use of Black Board

written all the instructions clearly on the black board for the benefit of the student.

7) Recapitulation

Teacher evaluated the student progress while Recapitulation

1. what do you know about the universe?
2. what do you mean by natural environment?
3. prepare any two slogans on the protection of environment?





(v) General Impression (With Reasons)

1. Teacher attention motivational techniques are good
2. Teacher Attitudes towards the lesson content is Good
3. Planning of objectives are good
4. Planned Repetition is good.

Date :

